




Take it EASY



WORKBOOK 6

name: _____





Unit 1 Describing people

Lesson 1	4
Lesson 2	7
Lesson 3	10
Lesson 4	13

Unit 2 Shopping

Lesson 1	14
Lesson 2	17
Lesson 3	21
Lesson 4	24

Unit 3 Just in time

Lesson 1	25
Lesson 2	28
Lesson 3	32
Lesson 4	35

Unit 4 Travelling around

Lesson 1	36
Lesson 2	40
Lesson 3	44
Lesson 4	47

Unit 5 School

Lesson 1	48
Lesson 2	52
Lesson 3	55
Lesson 4	58

Unit 6 Outdoors

Lesson 1	59
Lesson 2	62
Lesson 3	66
Lesson 4	69



1.   Make a poster.

You have looked for pictures of clothes. Stick them on a large piece of paper. Which colours can you see? Write them down in English.



2.  Why is Jasmin trying on clothes in the film?

Tick the right answer.

- She is trying to decide what to wear to school.
- She is trying to decide what to wear to a party.
- She is trying to decide what to wear on holiday.

3. Draw lines to match the words to the pictures.

jeans glasses coat shoes sweater blouse



4.  Listen to the song.

Does the girl in this song like buying clothes with her mum?

Tick the right answer.

- Yes, the girl in the song likes buying clothes with her mum.
- No, the girl in the song doesn't like buying clothes with her mum.

5.  Do the dialogue.

Samira: Has he got brown hair?

Sean: No, he hasn't.

Samira: How old is he?

Sean: He is ten years old.

Work in pairs and repeat the text.

You can also think of words by yourself or you can choose from: red – eleven – twelve – brown – glasses – blond – black

6.   Read the poem.

Try to read it in English first. You can ask your teacher for the Dutch version.

Orange is her sweater,
Yellow is a pear,
Green is mum's coat,
And brown is a bear,
Purple is Fay's blouse,
Blue is the sky,
Black is a witch's hat,
And red is cherry pie.

Draw the clothes that are mentioned. Colour them the right colours.

3. What clothes does Jasmine show to Susie and Noah?

Circle the words.

skirt	sweater	boots	shoes
blouse	dress	jeans	

4. Listen to the dialogue.

What colour doesn't Linda like? Circle the right answer.

Linda doesn't like pink / purple.

5. Do the dialogue.

Repeat the text with a classmate.

Linda: I don't know what to wear tonight.

Alice: Why don't you wear this blouse?

Linda: But, I don't like purple and I don't like blouses.

Alice: You don't like purple but you have a purple blouse!

Linda: I got this blouse from my mother.

Alice: Oh, right, I see. Where are your other clothes?

They must be somewhere in your room?

Linda: I put them in the washing machine.

Alice: Then you have to go in the clothes you are wearing now.

Linda: Easy for you to say. You are not wearing my clothes tonight!

6. Circle the right word.

1. We are wearing a salad / clothes / a bed.
2. Mother puts a blouse / a pair of shoes / a pair of boots in the washing machine.
3. Purple / blouse / jeans is a colour.

7.  Listen to the song.

Why does the mother want to help pick out the girl's clothes?

The mother wants to help pick out the girl's clothes because she is

 Finished? Do this.

Colour the picture.

1 = yellow

2 = red

3 = pink

4 = purple

5 = blue

6 = brown



   Finished? Play a game.

Your teacher will give you a picture and the rules of the game.

Read the rules. Throw the dice and play colour roulette!



1.  Listen and repeat.

Cinderella dressed in yellow,
Went upstairs to kiss a fellow.
Made a mistake and kissed a snake,
How many doctors did it take?
One, two, three, four, five, six,
seven, eight, nine, ten.



2.  Listen to the dialogue.

Where is Ruby? Tick the right answer.

Ruby is in

- the school the playground the street

3.  Do the dialogue.

Repeat the text with a classmate.

Harry: Jack, Jack, listen, I got this letter from Ruby.

Jack: Ruby, Ruby, who is Ruby?

Harry: She is the girl who is playing football in the playground.

Jack: She is not the only one. Is she wearing black trousers?

Harry: No, no, she is wearing blue trousers.

Jack: Is she wearing glasses?

Harry: Yes, she is wearing glasses.

Jack: I can see her. She looks great!

4. Answer the question about the dialogue.

Put your hand on exercise 3. Put the sentences in the correct order.

- _____ She is not the only one. Is she wearing black trousers?
- _____ Jack, Jack, listen, I got this letter from Ruby.
- _____ Is she wearing glasses?
- _____ Ruby, Ruby, who is Ruby?
- _____ She is the girl who is playing football in the playground.
- _____ Yes, she is wearing glasses.
- _____ No, no, she is wearing blue trousers.
- _____ I can see her. She looks great!

5. Watch the cartoon.

The man in the cartoon was shopping for a present for the baby. What went wrong?

Tick the right answer.

The man

- took the wrong colour. took the wrong bag. took the wrong toy.

6. Look and listen.

Put the right number with the right picture.


1. put on jeans	3. put on a sock	5. put on boots
2. put on a coat	4. button up a shirt	





Finished? Do this.

Draw lines between the pictures. For example between old and young.



Finished? Play a game.

Work in pairs. Look at the picture.
 One of you says in English what the other one has to put on.
 You put it on like you did in exercise 6.
 You may use the words from lesson 4.





Unit 1 | lesson 4

Words to know

a plump / thin person	een stevig / dun persoon
a pair of shoes	een paar schoenen
a tall / short person	een lang / klein persoon
beautiful	mooi
blond hair	blond haar



blouse	bloes
boots	laarzen
clothes	kleren
coat	jas
colour	kleur
curly / straight hair	krullend / steil haar



dress	jurk
earrings	oorbellen
glasses	bril
jeans	spijkerbroek

old	oud
-----	-----



pink	roze
purple	paars
shop	winkel
short / long hair	kort / lang haar
skirt	rok
socks	sokken
sweater	trui
to describe	beschrijven van iets



to dress	aankleden
to show	laten zien
to wear	dragen van kleding
trousers	broek
washing machine	wasmachine
young	jong



1.  Make a shopping list.

You are going to make a shopping list. Cut out the pictures of foods and drinks. Stick them on a large piece of paper. Circle the pictures of foods and drinks you know the English words for. Practise these words.

2.  Circle the words you heard, in the film.

ice-cream	bread	chewing gum	chicken	soup
chocolate	milk	gummy bears	carrots	

3. Write down the correct words.

The last word is mixed-up in each sentence. Correct the spelling.

- We need to get fruit and gaeveblets. _____
- I don't like uspertekrams. _____
- The strawberries smell ledoucisi. _____
- Noah doesn't like fish, but he does like etam. _____
- The last thing on the shopping list is skdirn. _____

4.  Listen to the song.

Which fruit is cheap? Tick the right answer.

- apples
 oranges
 peaches
 bananas

5.  Do the dialogue.

Repeat the text with a classmate.

Shopkeeper: Can I help you?

Customer: Yes please. Can I have a drink?

Shopkeeper: Of course, what would you like?

Customer: A coke please.

Shopkeeper: Here you are.



Repeat the text again with your classmate. Now you may also order other food and drinks.

6. Fill in.

Get your shopping list from exercise 1 in front of you.

Write down the foods and drinks from your shopping list in the correct column.

meat, fish	fruit, salad, ...	drinks	sweets
_____	_____	_____	_____
_____	_____	_____	_____
_____	_____	_____	_____
_____	_____	_____	_____
_____	_____	_____	_____



Finished? Do this.

You can see two baskets. Look at Barbara's shopping list.

Which one is her basket?

Tick the right basket.



Shopping list:

- rice
- milk
- butter
- apples
- bananas
- chocolate
- peanuts



Finished? Be creative.

You and your classmate are working in a supermarket. You are both going to make an advertisement. It is for the special offers for the coming week.



1.  Find the ten words for food and drink in the letter snake.

A. Write down the words.



B. Now play the same game with your classmates. Listen to your teacher.

2.  Look at the shopping list. What do Jasmine and Noah have to get in the film?

Underline the right words.

carrots	_____
broccoli	_____
peaches	_____
strawberries	_____
sweets	_____
fish	_____
chicken	_____
toilet paper	_____
drinks	_____



3. Draw a line to match the correct sentence to the picture.

1. Let's see what's on the shopping list.
2. We need chicken.
3. We are in trouble.



4. Listen to the dialogue.

Tick the right answer. Where are Boris and Luke?

Boris and Luke are

- at the market
- in the pet shop
- in the garden
- on the internet

5. Do the dialogue.


Repeat the text with a classmate.

- Luke:** Yuck, it smells here.
- Boris:** That is the fish.
- Luke:** Does fish always smell like this?
- Boris:** Well, especially when it is hot outside, like today.
- Luke:** Look, that fish is still moving a little.
- Boris:** Yes, eeuw.
- Luke:** Let's buy one. Sir, can I have one ... moving ... er ... thing, please?
- Boris:** Yes, and can I have that fish with the big eye?
- Market Vendor:** Here you go. That is 12 pounds, please.
- Luke:** Come on! Run! It is not far to the water.

6. Fill in the missing words in the sentences and the puzzle.

When you are finished, you can see a new word. Write it down.

1. Luke and Boris do not pay with euro coins, they pay with _____ coins.
2. The greengrocer sells a lot of _____.
3. Strawberries, apples and peaches are kinds of _____.
4. This green vegetable is called _____.
5. Luke does not like the _____ of fish.



1 [] [] [] [] [] []

2 [] [] [] [] [] [] [] []

3 [] [] [] [] [] []

4 [] [] [] [] [] [] [] [] [] []

5 [] [] [] [] [] []

The word is: _____.

7. Listen to the song.

The singer wants to buy vegetables.

Which vegetable does he like best?


Fill in the gap.

The singer likes _____ best.

★ Finished? Do this.

What do you know about food?

Fill in the right word. Then fill in the letter of the right picture.



1. They are red and taste sweet.
2. This is a green vegetable.
3. They grow on a tree.
4. You do it with your nose.
5. In England you can pay with it.
6. They say they are good for your eyes.

★ ★ Finished? Make a rebus.

Work in pairs.

You can use words you have learned before, like: pence – vegetables – carrots – broccoli – peaches – fruit – to smell – strawberries – price – to pay – to buy – supermarket – cheap – hungry.

You can also add words of your own.



Finished? Swap rebuses with another pair. Solve the rebus you got.

1.  Listen and repeat.

Who buys the apples from the greengrocer?

Regis buys the apples from the greengrocer!

Who me?

Yes you!

Not me!

Then who?

Lenny buys the apples from
the greengrocer!

Who me?

Yes you!

Not me!

2.  Listen to the dialogue.

What are they going to buy? Tick the right answer.

They are going to buy

- a drink and a peach
- tea and an apple
- chocolate and a drink
- a salad and a coke

3. Do the dialogue.

Repeat the text with a classmate.

Lucy: Wow, we have got a pound to buy drinks.

Oliver: Yes, but ... let's buy chocolate.

Lucy: No, Mum doesn't like that. We must buy drinks.

Oliver: Chocolate!

Lucy: Drinks!

Oliver: Chocolate!

Lucy: OK, you buy chocolate, I will buy drinks.

Oliver: Good thinking. Hello, can I have this chocolate bar please?

Lucy: And can I have this drink please?

Oliver: Lucy ... I am thirsty.

4. Practise the dialogue.

Work in pairs. Choose one of the two stories and practise the dialogue. Some words are missing letters. This helps you to get the words in your head! Now act out the dialogue.

Oliver: L.t's b.y choc.l.te.

Oliver: L.t's b.y swee.s.

Lucy: No, Mum d..sn't like th.t.
We m.st b.y dri..s.

Lucy: No, M.m d..sn't l.ke that.
We m.st buy p..ches.

Oliver: C..colate.

Oliver: Sw..ts.

Lucy: D..nks!

Lucy: Pea..es!

5. Watch the cartoon.

The man in the cartoon has a very full trolley. Why does the trolley break?

Tick the right answer.


The trolley breaks because

the man is sitting
on top of it.

the man puts a
banana on top.

the man puts his
pet on top.

6.  Look and listen.



 Finished? Do this.

John is in the supermarket. He has found some nice apples. Now he wants to pay for them and leave the shop. Which way does he go?



  Finished? Be creative.

Make your own shop or market stall. First you decide what you want to sell. For example: you want to sell books, pens and pencils, and Cut out pictures of the articles you want to sell. Stick them onto a piece of paper and write down the prices. What about money? Copy pictures of English money and cut them out. Ready to open your shop?