



# Take it EASY

## WORKBOOK 5

name: \_\_\_\_\_







## Unit 1 Meeting people

Lesson 1	4
Lesson 2	7
Lesson 3	10
Lesson 4	13

## Unit 2 Food

Lesson 1	14
Lesson 2	18
Lesson 3	22
Lesson 4	26

## Unit 3 Spare time

Lesson 1	27
Lesson 2	31
Lesson 3	35
Lesson 4	39

## Unit 4 Asking the way

Lesson 1	40
Lesson 2	44
Lesson 3	48
Lesson 4	51

## Unit 5 Health

Lesson 1	52
Lesson 2	55
Lesson 3	59
Lesson 4	63

## Unit 6 Home

Lesson 1	64
Lesson 2	68
Lesson 3	72
Lesson 4	75



1.  What can you say in English?

Write it down in English.

---



---



---



2.  Which countries are named in the film?

Tick the right answers.

- England
- the Netherlands
- Australia
- America
- South Africa

3. Which words?

Draw lines from the words to the picture.

man •

girl •

boy •



4.  Which numbers do you hear in the song?

Draw a circle around them.


Finished?

Draw lines from 1 to 2 to 3 and so on.

Choose only the numbers with a circle.

What do you see? \_\_\_\_\_

What is the English word for it? \_\_\_\_\_



5.  Do the dialogue.

Repeat the text with a classmate.

*Nick:* What is your name?

*Rose:* My name is Rose.

*Nick:* How old are you?

*Rose:* I am nine years old.

Now ask your classmate:

What is your name?

How old are you?





4.  Listen to the dialogue.

What are Dave and Ben counting? Tick the right answer.



5.  Do the dialogue.

Repeat the text with a classmate.

**Dave:** 1, 2, 3, 4, 5, 6 ...

**Ben:** Dave ... Dave, I have a plan ...

**Dave:** Shhh! I am counting! 1, 2, 3, 4, 5, 6 ...

**Ben:** OK, I will help you. 7, 8, 9, 10.

**Dave:** 11, 12, 13, 14, 15.

**Ben:** 16, 17, 18 and ... 19! I have a plan: let's buy ice creams.

**Dave:** OK!

## 6. Count the money.

	1. It is <u>three</u> euros and _____ cents.
	2. It is _____ euros and _____ cents.
	3. It is _____ euros and _____ cents.

## Numbers

1	one	11	eleven
2	two	12	twelve
3	three	13	thirteen
4	four	14	fourteen
5	five	15	fifteen
6	six	16	sixteen
7	seven	17	seventeen
8	eight	18	eighteen
9	nine	19	nineteen
10	ten	20	twenty

## 7. Listen to the song.

The song is about a girl. What is she counting?

Tick the right answer.

- boys       sheep       money

## Finished? Do this.

Lenny can skip twenty times! Or can't she?

What can you do twenty times?

Or for twenty seconds?

Count in English!

## Finished? Test yourself.

Your teacher will give you a map of the world.



1.  Make a food poster.

What food do you like?  
What food don't you like?

2.  Susie and Charlie are making dinner in the film.


What are they going to make for dinner?

Tick the right answer.

- sandwiches
- tea and biscuits
- pizza
- spaghetti

3. Draw lines to match the words to the pictures.

- egg •
- cheese •
- teaspoon •
- pizza •
- water •
- milk •
- cup •
- meat •





4.  Listen to the song.

What food do you like?

Look at your poster!

Write down five things.

Write them down in English or in Dutch.

1. \_\_\_\_\_
2. \_\_\_\_\_
3. \_\_\_\_\_
4. \_\_\_\_\_
5. \_\_\_\_\_

5.  Do the dialogue.

Listen and repeat.

*Mick:* Do you like apples?

*Javid:* Yes, I do.

*Mick:* Do you like tea?

*Javid:* Only with sugar.

Work in pairs.

Ask each other what you like.

What do you like?

I like ...





6.  Find the differences.

Choose a classmate.

Tell each other what is different.

For example: Here: a banana. There: an apple.



★ Finished? Do this.

Find the words.

Look from left → to right and from top to bottom ↓.

What letters are left? Fill them in below.

APPLE	CHEESE
BANANA	JUICE
ORANGE	CUP
TEASPOON	WATER

T	J	U	I	C	E
E	A	P	P	L	E
A	M	I	L	C	K
S	S	B	U	H	G
P	W	A	T	E	R
O	A	N	C	E	R
O	T	A	U	S	E
N	A	N	P	E	W
O	R	A	N	G	E

I like     and      in my   .



★★ Finished? Be creative.

How do you like your pizza?

With cheese and meat? With fish and shrimps?

Draw your favourite pizza.

I like my pizza with:


---



---



---





1.  What do you eat and drink at school?

Write it down in Dutch or English.

---

---



2.  What do they put in the fruit salad in the film?

Circle the right answers.

cake	oranges	eggs	apples
biscuits	milk	bananas	pears

3. Fill in the right words.

1 pizza



2 pizzas

1 cup



5 cups

1 banana



\_\_\_\_\_

1 orange



\_\_\_\_\_

1 apple



\_\_\_\_\_

4.  Listen to the dialogue.

What does Ron like?

Tick the right answer.



5.  Do the dialogue.

Repeat the text with a classmate.

*Mum:* Do you like chewing gum?

*Ron:* NO. I do not like chewing gum. I LIKE SALAD!

*Mum:* Do you like rice?

*Ron:* NO. I do not like rice. I LIKE SALAD!

*Mum:* Do you like pasta?

*Ron:* NO. I do not like pasta. I LIKE SALAD! SALAD! SALAD!

6.  Draw lines to match the words to the pictures.

- rice •
- salad •
- pasta •
- chewing gum •



What do you like? Draw a 😊 next to the picture.

Ask your classmate:

What do you like?

What don't you like?

7.  Listen to the song.

It is about a boy who likes to eat and drink.

What does he drink for breakfast?

Tick the right answer.

- orange juice
- water
- tea with milk and sugar

 Finished? Do this.

Rats like food!

What do they eat or drink?

Write down what the rat eats or drinks.



1.  Listen and repeat.

Lunch box, lunch box,  
what is for lunch?

Peanut butter sandwich,  
and a pear to crunch.

Carrots and bananas  
and an apple to munch.

A bite, and a bite and A BITE  
AND A BITE!

Now I am heavy and my lunch box is light!

2.  Listen to the dialogue.

What is on Mum's sandwich?

Tick the right answer.

- cheese and salad
- butter and jam

3.  Do the dialogue.

Repeat the text with a classmate.

*Kim:* Let's make Mum breakfast.

*Noa:* Yes! Does she like a sandwich with butter and jam?

*Kim:* Yes, she does. I will make two.



- Noa:** Does she like tea?  
**Kim:** Yes, she does, with milk and sugar.  
**Noa:** Ready ...  
**Noa:** Wake up, Mum. Look! Breakfast.

4.  **Work in pairs.**

Take turns to name an English word for a drink.

How many words do you know?

\_\_\_\_\_

Take turns to name an English word for a food.

How many words do you know together?

\_\_\_\_\_



5.  **Watch the cartoon.**

How many eggs does the man want?

Circle the right answer.






The man wants two / three / four eggs.

6.  **Look and listen.**



Finished? Do this.

Fill in the right words.



What can you read under the arrow?





## Finished? Be creative.

It is tea time!



Draw the cartoon. Use the text balloons.

